
Tracks

The Official Newsletter of Baystate Jeeps

July 2015



**Lou (aka Spudcannon) and his wicked awesome JK
enjoying what might be the muddiest trails in the Northeast**

Once again, this months pic is courtesy of Dave C
Not only is he a great cook and a ton of fun to wheel with, he takes pretty good pics, too

July 18th Club Run, NH

The July 18 run had it all – mud, rocks, muddy rocks, laughs and lots of fun. There's a lot more pics on Baystate's FB page (courtesy of Mahky) but here's a few of my favorites. Wish I could've been on this run, but I was busy destroying my drive shaft in Vermont



TIMBERRRRRR!!!!!!!!!!!!!!!!!!!!!!!!!!!!



Jay found some dry(ish) rocks for the rare 'double poser' shot





Not being their first rodeo, the BSJ crew brought what some believe is a shaman or exorcist to the run. While others believe Master Jedi Tony used the Force to keep Dave's Jeep from going full turtle. But we can all agree on this: he came prepared

Interested in Joining Baystate Jeeps?

Baystate Jeeps is a family oriented, stock friendly and Jeep-specific club. We offer club runs, camping, trips to off road parks, access to the Members Only BSJ forums, attending 'NEA only' events, and more. We're not for everyone, and that's OK

If you're on the fence about joining Baystate or would like to see if Baystate is a good fit for you, visit the [Baystate Jeeps Forum](#), introduce yourself and ask about joining us on a club run as a guest.

Tech Talk

Rebuilding a CV / Double Cardan Drive shaft

You've probably heard of angry sparrows and no I'm not talking about the pointless game that many have spent hours playing. 'Angry sparrows' is a term used to describe the sound your drive shaft makes when it's ready to snap, crackle and pop your t-case and maybe more. While the thought of sparrows frolicking may sound cute, there's nothing cute about the damage it can do to your rig. Fortunately, rebuilding the DS is not that difficult. In the following article, the work was done on a TJ front drive shaft but the process is similar on many applications. The DS was pulled and checked for straightness, and then it was ready for rebuilding. I prefer Spicer parts when I can get them, and below is a list of parts used

U-Joints – Spicer – Greasable (a personal preference) – 3 ea, cost varies but I paid ~\$14 each Spicer 5-153X

Socket Yoke Asmy / Ball Centering Unit – 1 ea, about \$60, Spicer 211544X (or Spicer 211544X, your choice. One has a grease fitting)

BF C-clamp, vice or other means of extricating and installing u-joints (Harbor Freight ball joint press, \$60 - \$120, depends on the day)

Misc hand tools and grease gun with appropriate fittings

The first step is dis-assembly and cleaning. Copious amounts of a penetrant and a day to let it work can only help with c-clip removal (I had all clips out in a couple minutes) but in my case, it had zero impact on getting the cups unfrozen. They were one with the DS. This is where the HF 12 ton press comes in. My u-joints laughed at the u-joint / ball joint removal tool (a very large C-clamp) so the 12 ton press was deployed. After a lot of pressing, banging and bumping, she was disassembled. It was like a rager.



The crusty, noisy source of the sparrows,



c-clips removed


While it's in pieces, take a few minutes to clean up all the surfaces. I used 400 grit sandpaper to smooth and clean the bores for the caps and a small screwdriver and penetrant to clean the c-clip grooves. Followed that up with a wire brush and coat of Rustoleum on the body of the DS. Since I had to wait for replacement parts, I made sure to coat all bare surfaces to keep rust at bay



I hope you were paying attention, because re-assembly is reversing the order. You can re-use the U-joint straps and HW or you can replace them with new stuff and keep the original parts as trail spares. Prior to reassembly, check the bores for damage or distortion. When I want to install my first u-joint, one of the caps basically fell into one of the bores of the center yoke. There was no slop and the bore was round but it as marginally oversized. I ordered up a new center yoke and keeping the original as a trail spare



Cap seated against u-joint, with no gap



Cap won't seat? Disassemble and start over

After checking the bores on the drive shaft, I cleaned them and applied a light coating of chassis lube. Dislodging a bearing when sliding on a cap can happen and there's an easy way to see if that happened. Seated the caps as much as you can, using clamped fingers and a mighty Kung Fu grip. Prior to pressing them on all the way, push the u-joint to see if the cap can seat all the way (pic on the left). If there's a gap, you probably dislodged a bearing and need to fix that and start over (pic on the right)



Bottom out one side and insert the clip, then repeat on the other side. The second clip might need some massaging to get it to seat, I used a small screddriver and light taps to set the retainer. Now step back, admire your work, and pat yourself on the back



The centering yoke also has bearings that can be displaced. And broken. Ask me how I know



And we're done.

New England Jeeps and Parts

Looking for Jeep parts? Who isn't? Or you want to move some of your old parts? Then [New England Jeeps and Parts](#) is for you. A lightly moderated Jeep specific forum where the rule is, respect. With almost 2500 members, there's a good chance you'll find what you're looking for or find a buyer for that stuff you're trying to move. What you won't find is RayBan's, porn or mail order brides. Tell them McFly sent you



Great American Jeep Rally, September 19th, Ellington CT

THE Great American Jeep Rally is right around the corner and this years event is shaping up to be bigger and better than ever. Your favorite vendors and sponsors are coming back, and we're welcoming new ones. Cheer on the rigs in the Rock Garden and Mud Pit, grab some lunch from one of the food vendors and visit the booths of the vendors, who donated some amazing prizes for this years raffles. Check out some drone vids from the 2014 Rally @ [THE Great American Jeep Rally 2014 Video](#)

Find them, 'Like' them and Follow them on FB and Twitter

[GAJR FB Page](#)

[GAJR @ Twitter](#)


Crawling for a Cure

BACKWOODS Farm October, 3rd 2015
Rumney, New Hampshire



Save the dates for the Third Annual
Crawling For A Cure

October 17th 2015
Monson Massachusetts



One of the most successful, grass root charitable organizations I know of, Crawling for a Cure was the brain child of a few dedicated Jeepers. "Crawling For a Cure is an annual off-road family- and survivor-friendly event designed to raise money for breast cancer research and survivors" This organization has grown exponentially over a few years, through the tireless efforts of a few individuals. Like any charitable organization, they can always use your help and support. If you haven't already, please follow them on FaceBook and support them at one of their scheduled events. Thank you

[Crawling for a Cure Web Site](#)

[Crawling for a Cure FB Page](#)



Happening This Month!


BSJ has a full calendar and something for everyone. Most events are BSJ membahs only but a few are open to the public. BSJ Members can check the calendar on the [Baystate Jeepers Forum](#) for updates, and your email for e-vites. If you're interested in joining us on a club run, check out "BSJ Membership" for details

08/01/15 NEA Meeting*
08/12/15 Rausch Creek – Tremont, PA
08/15/15 Southern NH Run
08/22/15 Southern NH – Camping Weekend
08/28/15 Rocky Mt Terrain Park
09/12/15 Fall Crawl Weekend (Southern NH) *
09/19/15 Great American Jeep Rally – Ellington, CT *
09/25/15 Central NH / Mt Washington Weekend
10/03/15 Adopt-a-Highway Clean-up (Central Mass)g
10/03/15 Crawling for a Cure – Rumney, NH *
10/17/15 Crawling for a Cure – Monson, MA *
10/24/15 Southern NH Run
10/31/15 Fall Meeting (Location TBD)
11/07/15 NEA Meeting*
11/21/15 Central Mass Run / Pot Luck
11/27/15 Turkey Trot – Southern NH Class VI

* Non-Baystate Jeepers Event



A dear friend and fellow Jeoper, Evelyn Howe, had her life cut short while trying to help a friend. Eve was a fun, loving and fiercely independent spirit, a loyal friend who put her son above all else. Help us remember her by showing your support for the Evelyn Howe Memorial Scholarship fund, [Evelyn M Howe Memorial Scholarship](#). We miss you Eve



Baystate Jeepers 2015 Board of Directors

Kurt Klopp, President: President@baystatejeepers.com
Mark Rocheleau, Vice President: Vicepresident@baystatejeepers.com
Curtis McNeil, Treasurer: Treasurer@baystatejeepers.com
Amanda Sauer Peters, Secretary: Secretary@baystatejeepers.com
Jason Quader, Director of Trails: Director_of_trails@baystatejeepers.com
Dave Horte, Director of Events: Director_of_events@baystatejeepers.com
Pat Charron, Director at Large: Director_at_large@baystatejeepers.com

Baystate Jeepers forum

<http://forum.baystatejeepers.com/>

Baystate Jeepers is a member of the Northeast Association of 4WD Clubs (NEA)

<http://forum.nea4wd.org/index.php>

NEA Delagate – Kurt Klopp

Follow Baystate Jeepers @ twitter.com/BaystateJeepers

Tread Lightly

<http://www.treadlightly.org/>

Don Dewar

Air Up

Want to see your rig on the cover of Tracks.? Send me a high resolution pic, and you're in. And if you'd like to share your latest offroading exploits with the rest of the class, send me pics (or links to pics and video's) and I can put an article together, share them with our Jeep peeps. We also welcome tech tips, write ups on your build, upgrades or repair - it's all good
Hope you enjoyed reading this, and Happy Trails!



This edition of Tracks was written and edited by Carl McIsaac, except where noted
(Carl McFly on the [BSJ boards](#))

